


Product data sheet



# B2BE Smart Data

Big Data with Artificial  
Intelligence



Access the information you need  
when you need it through  
visually stunning dashboards  
and reports

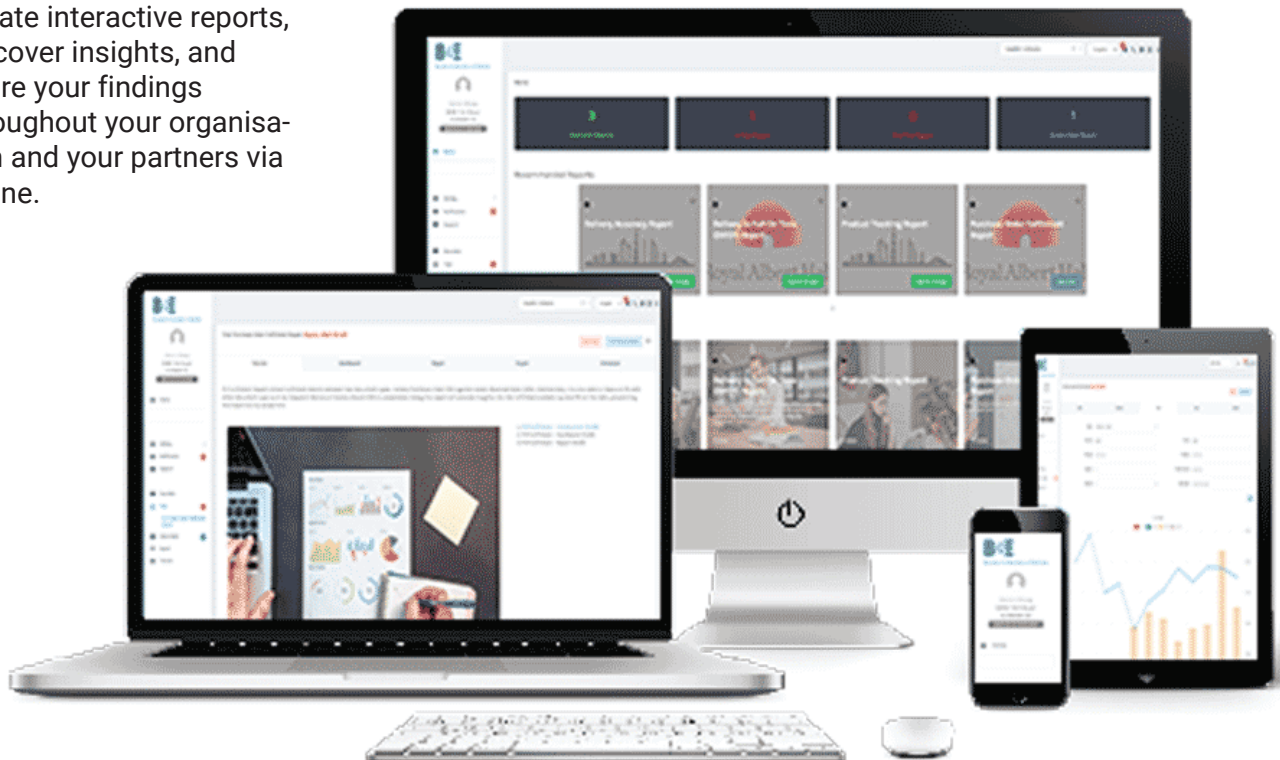


# ABILITY TO ACCESS INFORMATION ANYTIME AND ANYWHERE WHEN YOU NEED IT CAN GAIN YOUR BUSINESS TENS OR EVEN HUNDREDS OF THOUSANDS OF DOLLARS

Empowering you to drive effective business change through data driven solutions.

---

Create interactive reports, discover insights, and share your findings throughout your organisation and your partners via online.



# OVERVIEW



B2BE Smart Data products and services (Smart Data) are hosted solution, no software required, which allows you to gain access to existing data within B2BE network to view transformed raw data into useful reports automatically, without the need to manually create reports.

Once data is processed and reviewed as reports - conclusions can then be drawn, and recommendations made. Report outcome may also explain why an issue has occurred or may prevent performance issues and generally will recommend next treatment plans.

Different reports will provide distinct value for all functional areas of your organisation. Reports may help you to track progress and growth, identify trends or any irregularities that may need further investigation; created for transparency and immediate correction planning or future initiative planning.

# KEY BENEFITS (BUYER)



## MONITOR SUPPLIER PERFORMANCE

B2BE Smart Data reporting capabilities will help you to monitor your company's supplier performance management programs and analyse supplier performance using the metrics you have established.

With real-time monitoring of performance from different angles via our Smart Data platform, you can optimize your decision-making process and strategic alignment with your suppliers or trading partners.



## REDUCE OPERATION RISKS

Uncertainty is unavoidable in today's businesses and it's a serious hidden risk to the entire supply chain. Most businesses will take very seriously to look for discrete or continuous operational risks. However, many events and processes are not tracked or monitored with proper operational metrics by departments. Although corrective actions are sometimes simple, implementing them is extremely difficult without data analysis.

Hence, with B2BE Smart Data, your information will be properly organized, updated and distributed using our comprehensive platform. This would then allow you to detect risks earlier and take corrective measures faster.



## SUPPLY CHAIN ANALYSIS

Benefits of accurate supply chain analytics are profound and lasting. They can help at every link in the supply chain by finding patterns and revealing other valuable insights.

You can better pinpoint existing supply chain risks and perform root cause analysis that could have a big impact on your bottom line.



## TREND REVIEW

As a Buyer, you may wish to see trends within the business via different KPIs. Some utilize trend analysis to gauge their performance, whether to analyse financial performance or their day-to-day production capabilities.

B2BE Smart Data reporting are designed to look for trends in data movement, where manual reading of data is just not possible. Using B2BE trend analysis capability to control quality non-conformances is especially beneficial to monitor processes changes, particularly related to retail and manufacturing activities.

Through enough historical datasets in B2BE Smart Data, you can evaluate positive and negative trend tendencies of your supply chain partners. It can also help determine whether a business should escalate a nonconformance to the level of corrective action (CAR).



## RESULTS-FOCUSED CULTURE

Lack of awareness and corrective measures also means your losses are unnoticed. If your businesses do not adopt any KPI reporting in your corporate culture, your productivity may be degraded caused by unnoticed risks.

B2BE Smart Data can be used to standardize operational reporting across your supply chain environment between Trading Partners. This will further reinforce a data driven culture within your supply chain, improving on performance, productivity and risk mitigation.

# KEY BENEFITS (SUPPLIER)



## OPTIMIZE TIME, RESOURCES

Optimization is to minimize the usage of time, budget and resources to achieve your desired results without comprising quality.

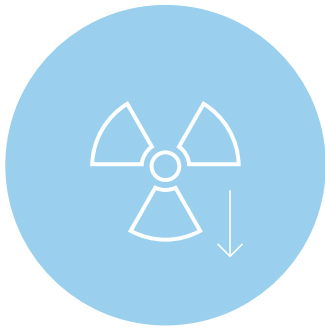
B2BE Smart Data will be able to help you to achieve process optimization by removing manual and complex time-consuming activities, such as data collection, cleansing, pivoting, etc for your report generation and analysis.



## HIGHER SERVICE LEVEL

Service level management is an important way to align your actions with Buyer's goals. With clear and easily accessible service level reporting from B2BE Smart Data, you can see your best performers and/or non-performers within your supply chain.

Our platform will be able to clearly highlight issues that may need your specific attention and corrective measurements quickly. By resolving the issues timely, it will ultimately increase your service levels to your Buyers.



## LOWER FINANCIAL RISK

Any non or partial fulfilment to Buyer may result in possibility of financial risk, maybe a penalty to you. You may experience these risks when there is lack of real-time alert and monitoring in your business, whether the risk occurs internally or externally.

B2BE Smart Data can provide you with a complete awareness into your business and help you to reduce your overall financial risk.

With our platform, actionable information can be delivered to a range of stakeholders either internally or externally in a timely manner for necessary corrective actions (e.g., factory, logistics, marketing, sales, etc).



## IMPROVE BUYER RELATIONSHIPS

B2BE Smart Data will help to develop stronger Buyer relationships, by improving overall communication and visibility with shared reporting.

Using our solution will also be able to promote trust, improve risk management and support Buyer's long-term goals especially order rates.

With higher perfect order rate, your relationship with your Buyer will improve and directly enhance their loyalty to you.

# KEY FEATURES



## DASHBOARD CAPABILITIES

B2BE Smart Data comprehensive dashboards provides a consolidated real-time view of your business information.

It allows you to interact with your data and evaluate information, analyses your business's key performance indicators (KPIs) which will help you to make a smarter, data-driven decision.



## SCHEDULER & NOTIFICATION

Our automated report scheduling, and delivery takes information proactively to the right users at the right time - allowing information to be distributed efficiently and consistently to the relevant end-users. It also enables automation of report exportation and delivery to specific subscribed users without any hassle.

For example, if you need a weekly fulfilment report to be delivered to your inbox or ready to be viewed online on every Monday at 9:00 AM, you can easily configure the scheduler for the purposes.

Another useful scenario, if you need to be notified of an event before it reaches critical point, Smart Data portal can monitor the data continuously and automate notification you via email or mobile alerts based on predefined rules. For example, if the compliance required a PO fulfilment service level (SLA) of 90%, email or mobile alerts can be defined to notify you as and when SLA drops below the preconfigured threshold, which can be set flexibly in advance based on your preference.





## AUTOMATED REPORT CREATION

When your trade data are sent or received between your trading partner via B2BE network, Smart Data can capture the data and starts to process it from raw file into a meaningful report in real time.

B2BE ensure the data file are processed based on your pre-defined logics, layout requirements and report are created automatically first time every time. You can view it online instantly.



## DATA ENRICHMENT CAPABILITIES

Reports are very important tools for users as guidance for informed decision-making. With potential data enrichment and completeness of data from your partner, it provides 360-degree view of your business and operation status.

Meaningful complete reports provide visibility and allows users from all parties (e.g., internal as well as external) to view report as single source of truth, to investigate and resolve any identified issue. More data, more visibility, more collaboration.



## ERROR & ISSUE IDENTIFICATION

Unique to B2BE Smart Data are automated validation and exception handling with pre-defined or user defined error description.

Validation rules can be created, configured, and compared against whichever data source that you wish to validate against. E.g., your product catalogue against your partner's documents or your own documents against your partner's documents.

Validation can be implemented at several levels, based on multiple user-defined configurable rules to ensure all validations are fully checked. E.g., Checking can be done at header or line level based on your preference and business rules.

Our auto-approval workflow supports multi-level approval process. It is configurable based on your preference and business rules.



[Contact us here](#)

Learn B2B Smart Data solutions  
[www.smartdatab2b.com](http://www.smartdatab2b.com)

Learn B2BE solutions  
[www.b2be.com](http://www.b2be.com)